



Caledonian

Airport Flame Retardant And Fire Resistant Cables

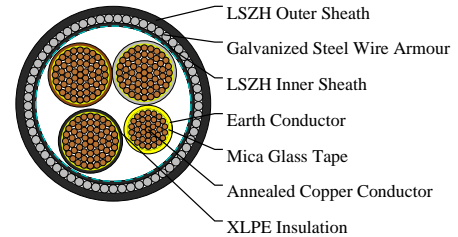

www.caledonian-cables.com

marketing@caledonian-cables.com

600/1000V Mica/XLPE Insulated, LSZH Sheathed, Armoured Power Cables(3+1 Cores)

FFX400 1mRZ1MZ1-R 3C240/120(CU/MGT+XLPE/LSZH/SWA/LSZH 600/1000V Class 2)

Feeder Cables for Security SDB, TDB Terminal Security Equipment



APPLICATIONS

This cable is designed for areas where the integrity of the electrical properties circuit is critical in maintaining power supply. Applications can be found in emergency lightings, control and power circuits, power stations, fire alarm systems, underground tunnels, communications systems, sewage treatment plants, lifts, escalators, and high-rise buildings.

STANDARDS

Basic design to BS 7846

FIRE PERFORMANCE

Circuit Integrity	IEC 60331-21; BS 6387 CWZ; DIN VDE 0472-814(FE180); CEI 20-36/2-1; SS229-1; NBN C 30-004 (cat. F3); NF C32-070-2.3(CR1)
Flame Retardance (Single vertical wire test)	EN 60332-1-2; IEC 60332-1-2; BS EN 60332-1-2; VDE 0482-332-1 ; NBN C 30-004 (cat. F1); NF C32-070-2.1(C2); CEI 20-35/1-2; EN 50265-2-1*; DIN VDE 0482-265-2-1*
Reduced Fire Propagation (Vertically-mounted bundled wires & cables test)	EN 60332-3-24 (cat. C); IEC 60332-3-24; BS EN 60332-3-24; VDE 0482-332-3; NBN C 30-004 (cat. F2); NF C32-070-2.2(C1); CEI 20-22/3-4; EN 50266-2-4*; DIN VDE 0482-266-2-4
Halogen Free	IEC 60754-1; EN 50267-2-1; DIN VDE 0482-267-2-1; CEI 20-37/2-1 ; BS 6425-1*
No Corrosive Gas Emission	IEC 60754-2; EN 50267-2-2; DIN VDE 0482-267-2-2; CEI 20-37/2-2 ; BS 6425-2*
Minimum Smoke Emission	IEC 61034-1&2; EN 61034 -1&2; DIN VDE 0482-1034-1&2; CEI 20-37/3-1&2; EN 50268-1&2*; BS 7622-1&2*
No Toxic Gases	NES 02-713; NF C 20-454
System Circuit Integrity	DIN 4102-12, E30 depending on lay system



Caledonian

Airport Flame Retardant And Fire Resistant Cables

www.caledonian-cables.com

marketing@caledonian-cables.com

240	607	520	636	546	520	440	630	530
-----	-----	-----	-----	-----	-----	-----	-----	-----

Voltage Drop (Per Amp Per Meter)

Nominal Cross sectional Area	2C cable, d.c.	2C cable, 1-phase a.c.	3C or 4C cable, 3-phase a.c.	2 cables, 1-phase a.c. (In ducts)	2 cables, 1-phase a.c. (In ground)	3 or 4 cables, 3-phase a.c. touching (In ducts)	3 or 4 cables, 3-phase a.c. touching (In ground)
mm ²	mV/A/m	mV/A/m	mV/A/m	mV/A/m	mV/A/m	mV/A/m	mV/A/m
240	0.195	r:0.2x:0.14z:0.24	r:0.175x:0.125z:0.21	0.24	0.24	0.21	0.21



Rated voltage



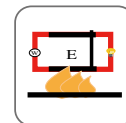
BS 7846



Circuit Integrity
IEC 60331-21/BS6387/BS 8491



Flame Retardant
NF C32-070-2.1(C2)
IEC60332-1-3/EN50266-2-1



Functional integrity
DIN 4102-12



Low Corrosivity
IEC60754-2/EN50267-2-2.3
NF C32-074/NF C20-453




Low Smoke Emission
IEC 61034-2 / EN 50268-2
NF C32-073/NF C 20-902



Low Toxicity
NES 02-713/NF C 20-454



Reduced Fire Propagation
NF C32-070-2.2(C1)
IEC60332-3-24/EN50266-2-4



Zero Halogen
IEC 60754-1/EN 50267-2-1
NF C20-454